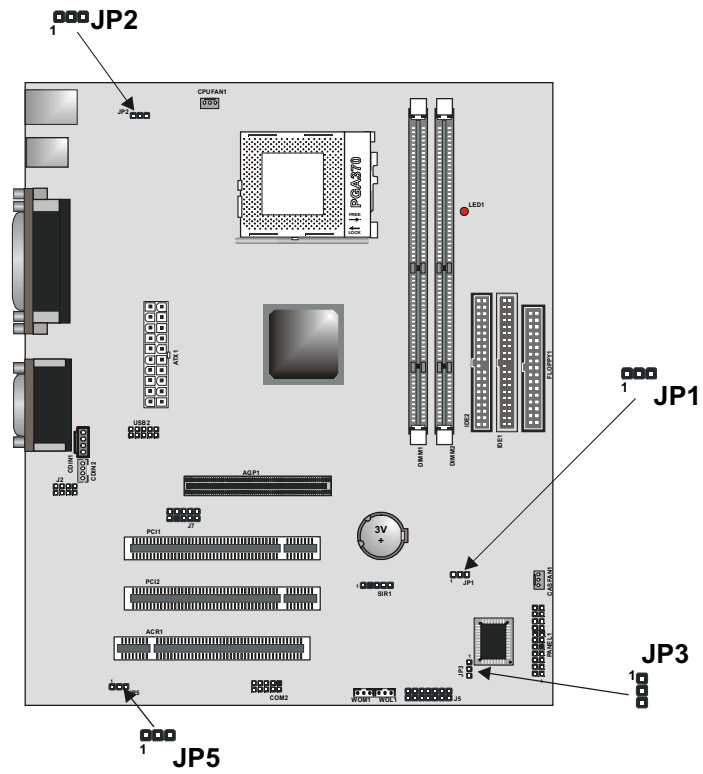


## Check the Jumper Settings

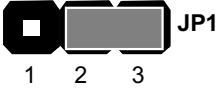
Check the mainboard jumpers to ensure that the board is configured correctly.



**JP1: Clear CMOS jumper**

Use this jumper to clear the system CMOS. Before clearing CMOS, the AC power should be disconnected.

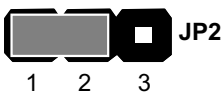
Function	Jumper Setting
Clear CMOS	Short pins 1-2
Normal operation	Short pins 2-3



**JP2: Keyboard power on jumper (manufacturing option)**

Use this jumper to enable the keyboard to power on the computer.

Function	Jumper Setting
Enable	Short pins 1-2
Disable	Short pins 2-3



**JP3: ROM Power**

This jumper is used to adjust the power for the onboard ROM. DO NOT make any adjustments to this jumper.

**JP5: BIOS write protect jumper**

Use this jumper to make the BIOS read-only.

Function	Jumper Setting
Disable	Short pins 1-2
Enable	Short pins 2-3

